



NexGEN[™]
DECKING

COMPOSITE DECKING DEMYSTIFIED

A SHORT GUIDE TO THE MANY BENEFITS OF COMPOSITE DECKING

DECKS HAVE BECOME EXTENSIONS OF OUR HOMES


We eat dinner there, host parties, relax in hot tubs, or curl up by a cozy fire. As deck function has evolved, so have decking materials. Wood is no longer the only – or the best – option.



When it comes to durability, eco-friendliness, maintenance, and value, capped composite decking is the smarter choice.

WHAT IS COMPOSITE DECKING?

Composite decking is a man-made product comprising wood and plastic. It offers the look and feel of wood without all the maintenance.



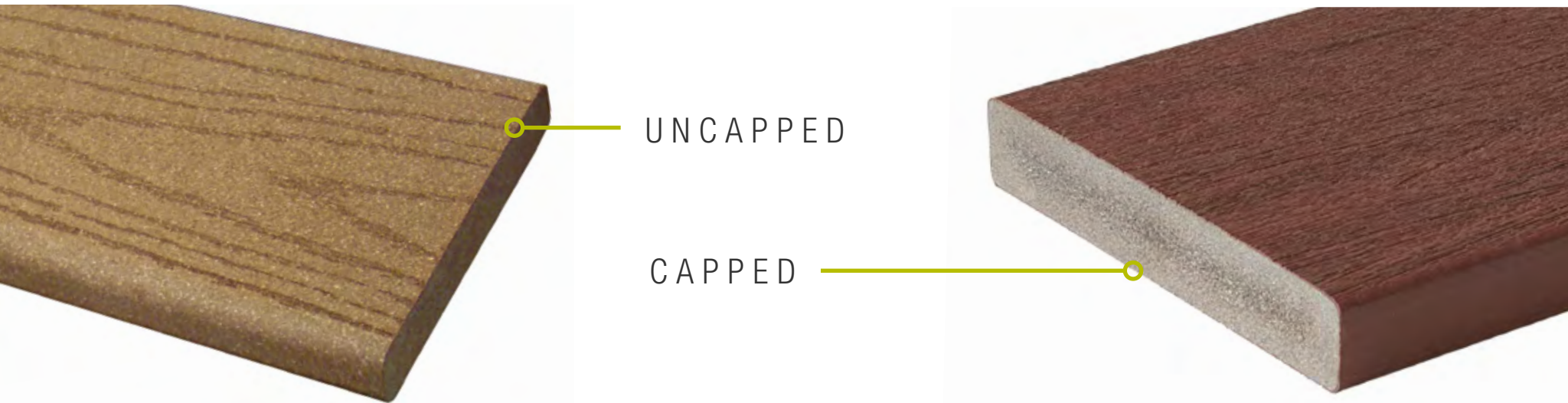
WHERE DO THE INGREDIENTS COME FROM?

Fiberon® gets its wood from ground window trim, doorframes, lumber, and cabinet pieces. Recycled milk jugs, shampoo and detergent bottles, and plastic bags comprise the bulk of plastic content.



WHAT IS CAPPED COMPOSITE DECKING?

Capped composite decking refers to composite decking with a cap stock (or cover) over it. Many first-generation composites were uncapped; consequently, they were more apt to stain, fade, or develop mold.



HOW COMPOSITE DECKING IS MADE

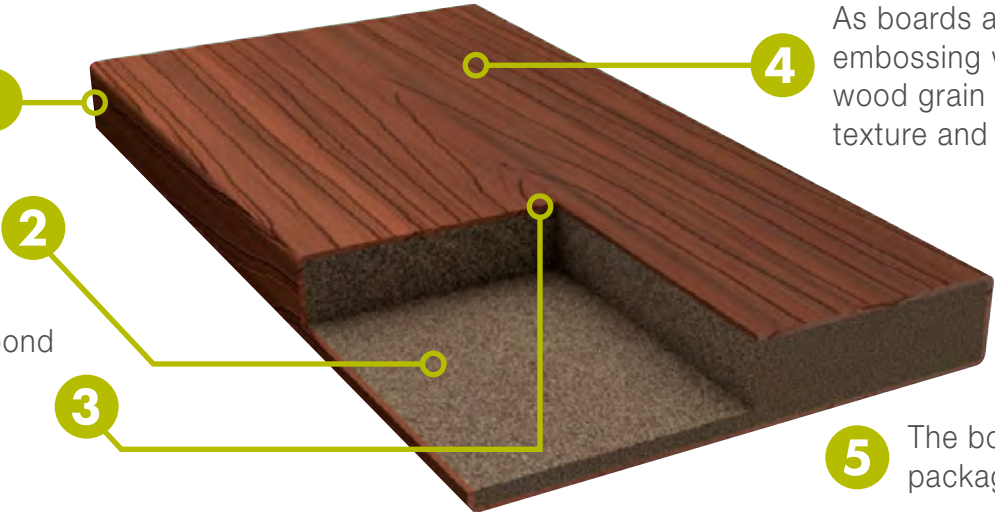
Fibron capped composite decking is produced using a co-extrusion process.



Dies are used to create both grooved and square edge boards with flat or scalloped bottom profiles.

The polyethylene polymers and wood are thoroughly blended to yield a dense core material.

Over this core, we co-extrude and bond a specially-engineered cap stock to enhance the board's durability.



As boards are extruded, embossing wheels imprint varied wood grain patterns for realistic texture and visual interest.

The boards are cooled, cut, packaged, and shipped.



ECO-FRIENDLY FROM START TO FINISH

The Fiberon manufacturing process is energy efficient and virtually waste free:

- 100% of polyethylene material is reclaimed in the manufacturing process.
- 98.5% of all material waste is recovered.
- Minimal water is discharged, thanks to a closed-loop water cooling system.
- The extrusion process works via electricity on-demand, minimizing energy waste and environmental impact.
- 60,000 tons of wood and plastic is diverted from landfills and incinerators each year.



WHAT ABOUT WOOD DECKING?

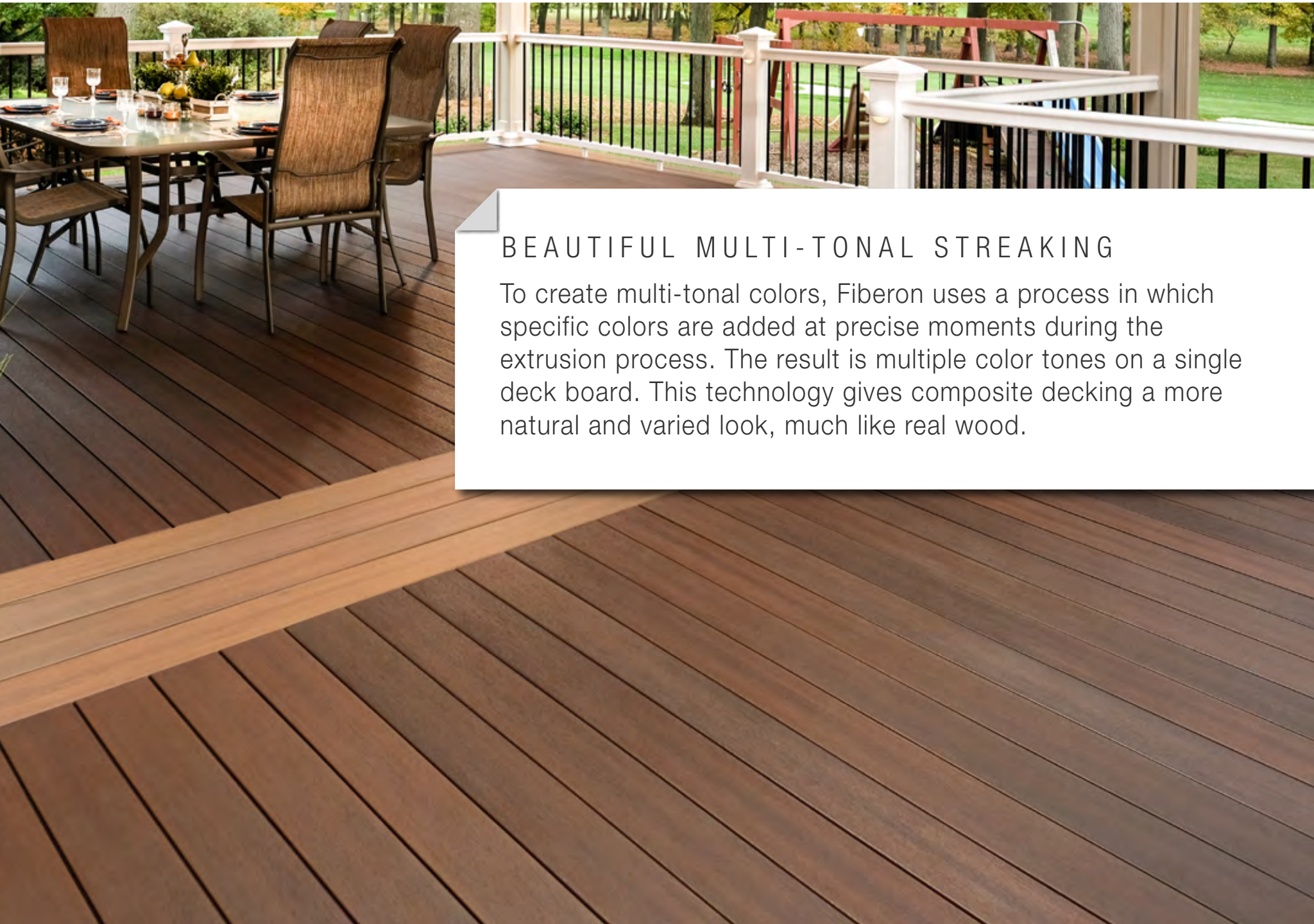
- Southern Pine, Redwood, and Cedar are the most commonly used species.
- Exotics such as Ipe are beautiful when new, but will turn gray without diligent maintenance.
- Harvesting isn't always carefully monitored or controlled.
- Wood quality varies. For example, the tree's age and the sawing method used will impact the lumber's stability, how it accepts stain, and how it will react to changes in moisture content.
- Varying treatment and drying methods also affect lumber's performance.

THE STORY BEHIND PRESSURE-TREATED WOOD

Pressure treatment involves soaking wood in a chemical preservative and then placing it into a pressure chamber. The chamber forces the chemical preservatives into the wood fibers to help protect it from insects and fungal decay. These chemicals are considered dangerous (that's why you never burn pressure-treated wood, for instance) and don't ensure lasting protection against decay. Additional preservatives must be applied regularly or the wood will succumb to insect infestation and decay.

ALL THE BEAUTY WITHOUT ALL THE WORK


Fiberon composite decking boards are produced in solid colors or multi-tonal colors that feature nuanced shading and streaking, just like real wood.




BEAUTIFUL MULTI-TONAL STREAKING

To create multi-tonal colors, Fiberon uses a process in which specific colors are added at precise moments during the extrusion process. The result is multiple color tones on a single deck board. This technology gives composite decking a more natural and varied look, much like real wood.


SELECT A SWATCH TO VIEW THE AVAILABLE COLORS



SYMMETRY
Color Shown: Cinnabar



HORIZON
Color Shown: Ipe




PROTECT ADVANTAGE
Color Shown: Chestnut



GOOD LIFE
Color Shown: Cottage

RELAX OR REFINISH: THE CHOICE IS YOURS

Composite decking is easier (and less expensive) to maintain. It lasts longer, too.



WOOD

- Regular staining and periodic overhauls (sanding, stripping, and re-staining) are needed.
- Maintenance is time-consuming. If done professionally, it's also expensive.
- The average wood deck lasts 10-15 years and can cost thousands to maintain.

COMPOSITES

- Cleaning with soap and water is usually sufficient.
- If leaves or other seasonal debris accumulates, simply sweep it off.
- A Fiberon composite deck can last for decades and costs roughly \$50 per year to maintain.

HOW DO YOU MAINTAIN A COMPOSITE DECK?

Learn how easy it is to own and maintain a Fiberon composite deck.



MAINTENANCE AND CARE →

LET'S REVIEW

	WOOD	CAPPED COMPOSITES
SOURCING	Sourced globally. Can be difficult to determine if harvested sustainably.	Made from up to 94% wood waste and recycled plastic polymers, some of which is recycled on site.
INITIAL COST	Lower, unless exotic species.	Higher (although Fiberon offers composites at varied price points).
APPEARANCE	Turns gray over time. Prone to splintering and cracking.	Color remains intact. No splintering or cracking.
CHEMICALS	Used to preserve wood and slow decay and infestation.	No toxic chemicals used during or after manufacturing.
MAINTENANCE	Annual refinishing needed. Periodic sanding, stripping, and refinishing needed.	Annual soap and water cleaning. Sweep debris (leaves, etc.) as needed.
AVERAGE LIFESPAN	10-15 years	25+ years
LONG-TERM VALUE	Fair to poor	Excellent

WHAT MAKES A FIBERON DECK SO SPECIAL?

Hear why Fiberon customers love their decks.



LEARN ABOUT FIBERON PRODUCTS

Discover the full range of Fiberon products, all designed to help you make the most of your outdoor living space.



READY TO BEGIN?

Fiberondecking.com has all the tools you need to design your dream deck.

NEED INSPIRATION?

View inspirational photos in the Product Gallery, check out professional projects in the Contractor Gallery, or download deck plans.

- PRODUCT GALLERY
- CONTRACTOR GALLERY
- DECK PLANS



READY TO DESIGN?

Test out decking and railing combinations using the Outdoor Living Visualizer, design a custom deck with the Deck Design Tool, or download the ultimate deck planning guide.

- OUTDOOR LIVING VISUALIZER
- COST CALCULATOR
- DECK DESIGN TOOL
- DECKING GUIDE
- BROWSE BY COLOR



START YOUR PROJECT

Will you hire a contractor or build it yourself? Find everything you need to locate a qualified pro or an authorized Fiberon dealer.

- USE A DECKING CONTRACTOR
- BUILD IT YOURSELF
- WHERE TO BUY
- FIND A BUILDER
- GET A QUOTE
- GET A SAMPLE

